

## *Easy to Use & No Fees!*

Browse for your favorite authors, best-selling titles, or favorite movies.

Check Out titles with your library card from the E-iNC Library.

Download to PC, Mac, and/or mobile device.

## *OverDrive Policies*

- Library card must be in good standing (current and under \$3 in fines)
- Check out up to 4 items
- Select lending period of 7, 14, or 21 days
- A “renew” or “request again” option will appear 3 days before each title’s expiration date
- Place holds on checked out titles (up to four titles)
- Holds are automatically checked out to you, notified by email
- If checkout shelf is full, hold pick up period is 3 days, notified by email

## *Want more Information?*

Visit <http://e-inc.lib.overdrive.com> and click **Help ?** for how-to videos and additional support.

### **Thornton Library**

210 Main St.  
Oxford, NC 27565.  
Tel: (919) 693-1121  
Fax: 919-693-2244

Monday – Thursday 10:00am to 8:00pm.  
Friday and Saturday 10:00am to 5:00pm.  
Sunday 1:00pm to 5:00pm.  
(Closed Sundays Memorial Day through Labor Day)

### **South Branch**

1550 S. Campus Dr.  
Creedmoor, NC 27522  
Tel: 919-528-1752  
Fax: 919-528-1376

Monday – Thursday 10:00am to 8:00pm.  
Friday 10:00am to 5:00pm.  
Saturday 12:00pm to 5:00pm.  
Closed on Sundays.

### **Stovall Branch Library**

300 Main St.  
Stovall, NC 27582  
Tel: (919) 693-5722  
Fax: 919-693-0410

Monday & Wednesday: 10 a.m. to 5 p.m.  
Tuesday & Thursday: 12 p.m. to 7 p.m.  
Saturday: 10 a.m. to 5 p.m.  
Sunday: 2 p.m. to 5 p.m..  
(Closed Sundays Memorial Day through Labor Day)

### **Berea Branch Library**

1211 Hwy 158  
Oxford, NC 27565  
Tel: (919) 693-1231

Tuesday 10:00 a.m. – 3:00 p.m.  
Thursday 2:00 p.m. – 7:00 p.m.  
Saturdays 10:00 a.m. to 3:00 p.m.  
Closed on Mondays, Wednesdays, Fridays & Sundays.

# OverDrive®

## DOWNLOAD

eBooks, Audiobooks & more

Enjoy titles on your mobile device, iPod® or eBook reader

Explore our growing collection of  
eBooks, eAudiobooks, &  
Streaming Video

<http://e-inc.lib.overdrive.com>

Available 24/7, now your library is  
always open!



GRANVILLE COUNTY LIBRARY SYSTEM




[www.granville.lib.nc.us](http://www.granville.lib.nc.us)

## How to Install OverDrive and Access the E-iNC Digital Library on a Digital Device

1. Install the mobile app from
  - Any OverDrive-powered site
  - Apple App Store
  - Google Play
2. **Open app and Sign up**
3. Choose **Sign up using library card**
4. Enter **Granville County Library** into the **Search Library Name** search engine and select **Granville County Library**
5. Under **Sign into your library**, choose **Granville County Library** from the dropdown menu and enter your library card number
6. Acknowledge that you are over 13 years old and click **sign up**
7. Click **Add a Title** from your empty Bookshelf
8. Type in Granville County Library and **Search**
9. Select **Granville County Library** and **E-iNC Library**
10. Click **Sign in** using the link in the top right corner

You are ready to check out a title!

## How to Check Out eBooks, eAudiobooks, & Streaming Video using a Digital Device

1. Open the OverDrive App on your device
  2. Access the menu  in the top left corner
  3. Choose E-iNC Library 
  4. Click **Sign in** located the top right corner
  5. Enter your library card number and **sign in**
  6. Select an available title to check out and click **Borrow**
  7. To view title immediately, select your Account  at the top of the page
  8. To download the title, click the download button and choose a format (e.g. EPub or MP3) and click Confirm and Download
- OR**
- Use your browser by selecting Read, Listen, or Play to access the item on your device without downloading (you must be connected to wi-fi)
9. Enjoy your selection

### How to Return Digital Materials

- If item has not been downloaded, select **Return Title** from your Checkouts on the E-iNC webpage
  - If the item has been downloaded, go to your Overdrive bookshelf, press and hold down the item you would like to return, and choose **Return to Library**
- \* e-Audiobooks must be downloaded to return

## How to Check Out eBooks, eAudiobooks, & Streaming Video using your computer

1. Visit the GCLS website <http://www.granville.lib.nc.us/> and select the e-INC link under the Books and More tab on the homepage
- Or
- Go to directly to the e-Inc website at <http://e-inc.lib.overdrive.com>
2. Choose your library (Granville County Library) from the dropdown menu
  3. Sign in with your library card number
  4. Select an available title to check out and click borrow
  5. To view title immediately, select your **Account** at the top of the page
  6. To download the title, click the download button and choose a format (e.g. EPub or MP3) and click **Confirm** and **Download**

**OR**

Use your browser by selecting **Read, Listen, or Play** to access the item on your computer without downloading